



Villeroy & Boch  
1748

# VICONNECT

The clever connection

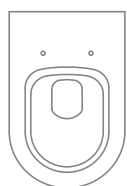


# THE ONE-STOP SOLUTION FOR WALL-MOUNTED WCs

The new ViConnect installation systems are ideal for use with all the ceramic WCs from Villeroy & Boch. The product category comprises reliable dry-wall and brick-wall construction elements tailored to every building scenario for intuitive and fast installation.

The complete one-stop solution in tried and tested Villeroy & Boch quality – now not only for bathroom installations but also for the components on and behind the wall. Made in Germany.

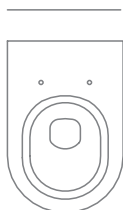
**SELECT THE CLEVER SOLUTION TO SUIT YOUR NEEDS: ALL THE INSTALLATION SYSTEMS ARE FULLY COMPATIBLE WITH EACH OF THE CERAMIC WCs FROM THE VILLEROY & BOCH RANGE:**



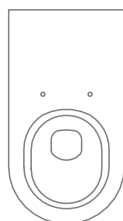
Wall-mounted WC,  
Standard  
(incl. DirectFlush)



Wall-mounted WC  
Compact



Floor-standing WC



Wall-mounted WC  
Vita

## ViConnect WC frames



### WC-ELEMENT FOR DRY-WALL CONSTRUCTION – STANDARD HEIGHT

**Depth 130 mm.** For all wall-mounted WCs (Standard, Compact, Vita), for use with SupraFix 2.0, DirectFlush, ViClean

MEASUREMENTS:	1120 x 525 x 130 mm
WEIGHT:	15 kg
ADJUSTMENT RANGE OF FEET:	from unfinished floor level to upper edge of finished floor: 0-200 mm
FASTENING POINTS:	4
OPERATION:	front operated
FLUSH QUANTITY:	3/6l adjustable to 3/4.5l, max. flush quantity 7.5l
CERTIFICATIONS:	EN 14055, WRAS
Art.-Nr. 92246100	255 £

## WC-ELEMENT FOR DRY-WALL CONSTRUCTION – FREESTANDING

**Depth 165 mm.** For all wall-mounted WCs (Standard, Compact, Vita), for use with SupraFix 2.0, DirectFlush



MEASUREMENTS:	1120 x 450 x 165 mm
WEIGHT:	22.66 kg
ADJUSTMENT RANGE OF FEET:	from unfinished floor level to upper edge of finished floor: 0-200 mm
FASTENING POINTS:	2
OPERATION:	front operated
FLUSH QUANTITY:	3/6l, max. flush quantity 7.5 l
CERTIFICATIONS:	EN 14055, NF
Art.-Nr.	92246500 UPON REQUEST

## WC-ELEMENT FOR DRY-WALL CONSTRUCTION – LOW

**Depth 155 mm.** For all wall-mounted WCs (Standard, Compact, Vita), for use with SupraFix 2.0, DirectFlush



MEASUREMENTS:	820 x 525 x 155 mm
WEIGHT:	11 kg
ADJUSTMENT RANGE OF FEET:	from unfinished floor level to upper edge of finished floor: 0-200 mm
FASTENING POINTS:	4
OPERATION:	front/top operated
FLUSH QUANTITY:	3/6l adjustable to 3/4.5l, max. flush quantity 9l
CERTIFICATIONS:	EN 14055
Art.-Nr.	92247500 265 £

## WC-ELEMENT FOR DRY-WALL CONSTRUCTION – LOW

**Depth 155 mm.** For all wall-mounted WCs (Standard, Compact, Vita), for use with SupraFix 2.0, DirectFlush



MEASUREMENTS:	985 x 525 x 155 mm
WEIGHT:	13 kg
ADJUSTMENT RANGE OF FEET:	from unfinished floor level to upper edge of finished floor: 0-200 mm
FASTENING POINTS:	4
OPERATION:	front/top operated
FLUSH QUANTITY:	3/6l adjustable to 3/4.5l, max. flush quantity 9l
CERTIFICATIONS:	EN 14055, WRAS
Art.-Nr.	92247800 265 £

## WC-ELEMENT FOR DRY-WALL CONSTRUCTION – COMPACT

**Depth 90 mm.** For all wall-mounted WCs (Standard, Compact, Vita), for use with SupraFix 2.0, DirectFlush



MEASUREMENTS:	1185 x 665 x 90 mm
WEIGHT:	15.5 kg
ADJUSTMENT RANGE OF FEET:	from unfinished floor level to upper edge of finished floor: 0-200 mm
FASTENING POINTS:	6
OPERATION:	front/top operated
FLUSH QUANTITY:	3/6l adjustable to 3/4.5l, max. flush quantity 9l
CERTIFICATIONS:	EN 14055, WRAS
Art.-Nr.	92247600 265 £

## ViConnect concealed cisterns

### CONCEALED CISTERN

**Depth 124 mm.** For all wall-mounted WCs (Standard, Compact, Vita) & for floor-standing WCs, back to wall, for use with SupraFix 2.0, DirectFlush



MEASUREMENTS:	735 x 582 x 124 mm
WEIGHT:	4 kg
FASTENING POINTS:	2
OPERATION:	front operated
FLUSH QUANTITY:	3/6l adjustable to 3/4.5l, max. flush quantity 4/7.5l
CERTIFICATIONS:	EN 14055, WRAS
Art.-Nr.	92248300 121 £

### CONCEALED CISTERN - COMPACT

**Depth 80 mm.** For all wall-mounted WCs (Standard, Compact, Vita) & for floor-standing WCs, back to wall, for use with SupraFix 2.0, DirectFlush



MEASUREMENTS:	740-825 x 648 x 80 mm
WEIGHT:	4.2 kg
FASTENING POINTS:	4
OPERATION:	front operated
FLUSH QUANTITY:	3/6l adjustable to 3/4.5l, max. flush quantity 7.5l
CERTIFICATIONS:	EN 14055
Art.-Nr.	92248200 138 £

# VICONNECT FLUSH PLATES

## MORE SCOPE - AT THE PUSH OF A BUTTON

The modern and timeless flush plates in exclusive Villeroy&Boch design open up additional scope for an individual look to the bathroom. They are available in various finishes and colours and equipped with state-of-the-art technology.

### FLUSH PLATE VICONNECT E100



ART.-NR: 922485 COLOUR: -68 white 35 £



ART.-NR: 922485 COLOUR: -61 chrome 45 £



ART.-NR: 922485 COLOUR: -69 brushed chrome 45 £

### FLUSH PLATE VICONNECT E200



ART.-NR: 922490 COLOUR: -68 white 35 £



ART.-NR: 922490 COLOUR: -61 chrome 45 £



ART.-NR: 922490 COLOUR: -69 brushed chrome 45 £



## VICONNECT – PROVEN VILLEROY&BOCH QUALITY ON WHICH YOU CAN DEPEND

- All products made in Germany
- Our reliable installation systems are subjected to regular testing in internal trials with both established and new products from Villeroy & Boch.
- The high standard of the Villeroy & Boch installation systems is confirmed by various certificates and endorsements from independent institutes.



## THERE IS A 25-YEAR AVAILABILITY GUARANTEE FOR REPLACEMENT PARTS FOR VICONNECT

# VICONNECT SPORTS IMPRESSIVE TECHNICAL ADVANTAGES



VICONNECT  
PROMOTES SUSTAINABILITY

- All flush plates with dual flush to reduce water consumption.
- Flush quantity easy to adjust (6/3 l or 4.5/3 l).



- Intuitive and fast installation of the flush plate thanks to innovative cable technology with bayonet joint.



- Flexible wall installation covers a diverse range of applications.



- Reduced noise flow thanks to tested filling valve and drain fitting.

SupraFix  
2.0  
Villeroy & Boch



- Integrated vertical struts for secure installation with SupraFix and WCs with shortened rear panel.



- Durable frame in powder-coated steel.

ViClean  
Villeroy & Boch

- For use with ViClean.



- Height-adjustable feet.



- Waste pipe can be extended in 4 stages to adjust the depth.



# VILLEROY & BOCH

## United Kingdom

*Villeroy & Boch (UK) Limited  
Bathroom, Wellness and Tiles Division  
267 Merton Road  
London SW 18 5JS*

*Tel. +44 208 871 40 28*

*Fax +44 208 870 37 20*

9301 G1 G4 · Variations in colour and dimensions comply with the customary tolerances. We reserve the right to alter the product range, to modify models and to change colours.

Your contact:

